

Encourage responsible camping

MOTORHOME/CAMPERVAN OPERATOR GUIDELINES TO HELP FREEDOM CAMPERS CAMP RESPONSIBLY

Motorhome and campervan operators have an important role to play in educating and informing visitors about camping responsibly while they journey throughout New Zealand.

These guidelines include key messages about freedom camping (camping on public land that isn't a recognised camping ground) to use when you are communicating with visitors in person, on your website or other marketing platforms, and in-vehicle. There is also a list of online resources and camping apps that you can give to visitors so they have clear and accurate information to help them make good camping choices.

We encourage you to use these guidelines and share them with frontline staff.

Why it's important

Visitors who camp responsibly will win support from Kiwis. They will be recognised for the value they add to communities, which in turn will mean they have a better visitor experience.

Freedom campers are an important sector of New Zealand's tourism industry. They travel widely through the country, tend to stay a long time and spend money on a wide range of goods and activities. Total spending by visitors who did some freedom camping in 2017 was estimated at \$530 million.



Key messages about freedom camping

- You aren't allowed to camp wherever you like. If you camp in the wrong place, you could face a significant fine.
- Where you camp depends on where you are and what kind of vehicle you are using. Assume nothing – always ask at the local i-Site, or check Camping apps or the local council website.
- Rules on freedom camping vary around New Zealand. It's up to each community to decide how to manage it locally, so check rules first on the camping apps or local council website. There will often be council signage as well. The rules about responsible camping apply to:
 - cars and vans

- motor caravans
- campervans
- RVs
- motorhomes
- caravans
- mobile homes
- tents
- You can camp in more places if your vehicle is certified self-contained. A self-contained vehicle must meet the Caravan Self Containment Certification standard. You'll need to be able to live in it for three days without getting more water or dumping waste. It must have:
 - a toilet
 - fresh water storage
 - waste water storage
 - a rubbish bin with a lid

A registered plumber (or other qualified person) needs to check if your vehicle meets the requirements. If it passes they'll give you a warrant and sticker certification to display on the front and rear of your vehicle.

[Read more detailed information](#) about the *New Zealand Standard - Self containment of motor caravans and caravans - who can inspect your vehicle and who can issue the self-containment certification.*



- It's important that while you're in New Zealand, you consider any impact you have on the environment. The [Camping New Zealand website](#) has good tips on how to be eco-wise when travelling.
- Non-self-contained vehicles (no toilet, no shower and no grey water storage) should only stay in holiday parks, Department of Conservation camping grounds or designated camping areas with toilet facilities.
- Dispose of rubbish responsibly - always put all your rubbish in the bin provided. If the bin is full, please take your rubbish away with you when you leave. Respect the environment by taking away all waste, ensuring you leave the camping area clean for those who come afterwards.
- Like all drivers, please be careful about where you park during the day. There are some places like fire stations and maraes where you may not be allowed to park. Please read the signs.
- Try to arrive at a freedom camping site as early as possible in the day. Arriving late at night can often mean the site is full and you will be required to move on. Rangers monitor this regularly and have the authority to issue tickets to anyone not doing the right thing.
- Stay safe while camping


- While New Zealand is a safe place compared to many other countries, it is important to be aware of your surroundings and think carefully before camping in secluded areas.
- Double check weather conditions and plan for unexpected events. Always have plenty of supplies and if possible leave your details and travel plans with a contact.
- Drive safely. Driving in New Zealand can be very different to driving at home. Drivers need to allow plenty of time to reach their destination, and to understand New Zealand road rules and signs before they get behind the wheel here. We've put together some key things to consider when planning a trip and as visitors make their journey around the country. See the [DriveSafe website](#) for more information.

Online resources

Motorhome and campervan rental operators should provide information on their website and in-vehicle material about responsible camping and link to the range of websites, apps and other resources available that have useful and up-to-date information. These include:

Websites and Apps:

Camping New Zealand website (freedomcamping.org)	Educates campers on what they can/can't do while travelling around New Zealand in a campervan with links to useful information, including camping apps, travel distance calculator and local freedom camping rules.
CamperMate App	 A free New Zealand travel app available for download from Google Play and the Apple App Store. Find information on campsites, toilets, waste stations, hostels, things to do, public toilets, rubbish bins, free WIFI, supermarkets and more. It also includes tips from other travellers.
Rankers Camping NZ App	 Read independent reviews from other travellers and discover 1500 camping locations throughout New Zealand with the Rankers Offline Map – no need for WIFI.
Tourism New Zealand and the Department of Conservation	Both government agencies are running extensive public education campaigns around responsible camping over the 2018-19 summer. The TNZ campaign includes posters you can download and a video. Download the TNZ Responsible Camping toolkit DOC - Visit the Kiwi way
Tiaki Promise	Launched in November 2018, the Tiaki – Care for New Zealand campaign encourages Kiwis and international visitors alike to experience New Zealand in a way that keeps everyone safe, protects our environment, respects

	<p>our culture and protects the country for future generations.</p> <p>Operators can help promote the Tiaki message to visitors.</p> <p>Download the Tiaki Promise video.</p> <p>Visit the website to find out how you can support Tiaki.</p>
Department of Conservation (DOC) Campsite pass	 <p>The DOC campsite pass is a great way to camp your way around New Zealand. DOC campsites are located throughout New Zealand offering great camping options at very affordable prices. A pass will give you access to over 90 DOC campsites across New Zealand.</p> <p>Find out more via the DOC website including where to purchase.</p>
DriveSafe	<p>Driving in New Zealand can be very different to driving at home. Drivers need to allow plenty of time to reach their destination, and to understand New Zealand road rules and signs before they get behind the wheel here. We've put together some key things to consider when planning a trip and as visitors make their journey around the country.</p> <p>See the DriveSafe website for more information.</p>
Social media	<p>#ExploreRespectNZ (Facebook: @campnz and Instagram: campingnz)</p>

Signs to look out for

<p><i>No freedom camping allowed</i></p> <p>Freedom camping overnight is prohibited at sites displaying no camping signs.</p>	
<p><i>Self-contained vehicles only</i></p> <p>Only vehicles that have been certified as self-contained (see Caravan Self Containment Certification) may camp at sites displaying this sign.</p>	

Waste disposal station

If travelling in a motorhome, [you must empty your toilet and waste water at designated dump stations](#). Look out for the blue signage.



Produced by Tourism Industry Aotearoa (TIA) on behalf of the Responsible
Camping Forum, email: info@tia.org.nz, www.tia.org.nz